



# RAIZE



NEW TOYOTA  
**RAIZE**  
EASY TO DRIVE, EASY TO LIVE.



## INTERIOR DESIGN | Distinctive styling & Dynamic design



\* High grade interior

Impressive, state of the art appearance with a digital instrument panel and 8-inch audio display available with Apple CarPlay & Android Auto. Air conditioning with excellent cooling performance to ensure a comfortable cabin.



Spacious cabin & ample luggage space for daily and recreational use.

## EXTERIOR DESIGN | Stylish design for active lifestyle



Side view



Front view

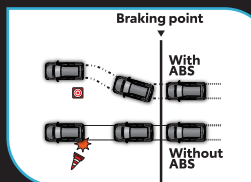


Rear view

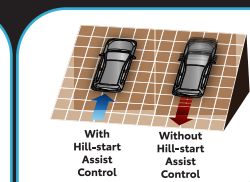
## SAFETY | Innovative features



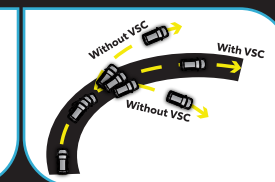
**SRS Airbag.** Enhance your peace of mind. Low & Mid Grade: Driver & Passenger (Two SRS Airbags). High Grade: Driver & Passenger, front, side and curtain shield (Six SRS Airbags).



**Anti-lock braking system (ABS).** Maintains control of the vehicle by preventing wheels from locking up. Equipped with EBD (Electronic brake-force distribution).




**Hill-start assist control (HAC).** Helps prevent the vehicle from rolling backward when starting on a steep or slippery incline.



**Vehicle stability control (VSC).** Improve vehicle stability by detection and reduction of loss of traction.

## PERFORMANCE

**WA-VE engine.** Newly developed inline 3-cylinder 1.2-liter gasoline engine provides the perfect driving experience along with an outstanding fuel efficiency.



**1KR-VET engine.** Newly developed turbocharged, intercooled, inline 3-cylinder, 1.0-liter gasoline engine provides an optimal balance of fuel efficiency and driving performance.

GRADE	MID	HIGH
TRANSMISSION	CVT	
ENGINE		
Type	WA-VE	1KR-VET
No. of Cyls. & Arrangement	3 cylinders, Inline	
Valve Mechanism	12-valve DOHC with Dual-VVT	
Displacement	cm3	
	1198	998
Max. output	KW	72
	RPM	6000
	Nm	140
Max. Torque	RPM Min	2400
	RPM Max	4000
Fuel system	Fuel Injection	
Fuel type	Gasoline	
CHASSIS		
Brakes	Front	Ventilated disc brake
	Rear	Leading-trailing drum brake
Minimum turning radius (Tires)	m	4.9
Fuel tank capacity	Liters	36
Tires	205/65R16-AL	205/60R17-AL
DIMENSIONS & WEIGHT		
Overall length	mm	4030
Overall width	mm	1710
Overall height	mm	1605
Wheelbase	mm	2525
Tread	Front	1475
	Rear	1470
Min. Running Ground Clearance	mm	200
Curb weight	Total (kg)	1020
Gross vehicle weight	Kg	1680

\* Addition of extra features may change figures in this chart.

\* Toyota Motor Corporation reserves the right to alter any details of specifications and equipment without notice.

Details of specifications and equipment are also subject to change to suit local conditions and requirements.

\* Note: Vehicles pictured and specifications detailed in this catalog may vary from models and equipment available in your area.

Please inquire at your local dealer for details on availability of features.

\* Vehicle body color might differ slightly from the printed photos in this catalog.

## Exteriors Colors. Mono tone.



Gray Metallic (1G3)



Red (R40)



White (W09)



Black (X13)



Turquoise Mica Metallic (B86)



Silver Metallic (S28)



White Pearl Special Effects (W25)



Yellow Special Effects (Y13)

## Exteriors Colors. Two tone.



XJ5 Black (X13)/White Pearl Special Effects (W25)



XJ9 Black (X13)/Red (R40)



XJ7 Black (X13)/White (W09)



XK1 Black (X13)/Yellow Special Effects (Y13)



XJ8 Black (X13)/Turquoise Mica Metallic (B86)



XK4 Black (X13)/Silver Metallic (S28)

